



Corporate Presentation

October 2010



Grande Cache Coal Corporation



Reader Advisory

In the interest of providing Grande Cache Coal Corporation's ("Grande Cache Coal" or "GCC") shareholders and potential investors with information regarding Grande Cache Coal, including management's assessment of Grande Cache Coal's future plans and operations, certain statements in this presentation are "forward-looking statements" within the meaning of applicable Canadian securities legislation. In some cases, forward-looking statements can be identified by terminology such as "anticipate", "believe", "continue", "could", "estimate", "expect", "forecast", "intend", "may", "objective", "ongoing", "outlook", "potential", "project", "plan", "should", "target", "would", "will" or similar words suggesting future outcomes, events or performance. The forward-looking statements contained in this presentation speak only as of the date of this document and are expressly qualified by this cautionary statement.

Specifically, this presentation contains forward-looking statements relating to: anticipated sales volumes of metallurgical coal in fiscal 2011; management of coal production in fiscal 2011, anticipated future production levels; future pricing; future development activities and related capital expenditures

These forward-looking statements are based on certain key assumptions regarding, among other things: no material disruption in production; no material variation in anticipated coal sales volumes; no material variations in markets and pricing of metallurgical coal other than anticipated variations; no material variation in the anticipated timing of equipment delivery; continued availability of and no material disruption in rail service and port facilities; no material delays in the current timing for completion of ongoing projects; financing will be available on terms favourable to the Corporation; no material variation in historical coal purchasing practices of customers; coal sales contracts will be entered into with new customers; parties execute and deliver contracts currently under negotiation; and no material variations in the current regulatory environment. The reader is cautioned that such assumptions, although considered reasonable by Grande Cache Coal at the time of preparation, may prove to be incorrect.

Actual results achieved during the forecast period will vary from the information provided herein as a result of numerous known and unknown risks and uncertainties and other factors. Such factors include, but are not limited to: changes in general economic, market and business conditions; uncertainties associated with estimating the quantity and quality of coal reserves and resources; commodity prices, currency exchange rates, the availability of credit facilities for capital expenditure requirements, debt service requirements; dependence on a single rail system; changes to legislation; liabilities inherent in coal mine development and production; competition for, among other things, capital, acquisitions of reserves, undeveloped lands and skilled personnel; geological, mining and processing technical problems; ability to obtain required mine licenses, mine permits and regulatory approvals required to proceed with mining and coal processing operations; ability to comply with current and future environmental and other laws; actions by governmental or regulatory authorities including increasing taxes and changes in other regulations; and the occurrence of unexpected events involved in coal mine development and production; and other factors, many of which are beyond the control of Grande Cache Coal. These risk factors are discussed in Grande Cache Coal's Annual Information Form for the fiscal year ended March 31, 2010, as filed with Canadian securities regulatory authorities.

There is no representation by Grande Cache Coal that actual results achieved during the forecast period will be the same in whole or in part as those forecast and Grande Cache Coal does not undertake any obligation to update publicly or to revise any of the included forward-looking statements, whether as a result of new information, future events or otherwise, except as may be required by applicable securities law.

Grande Cache Coal's fiscal year end is March 31. Amounts are in Canadian dollars unless otherwise stated.



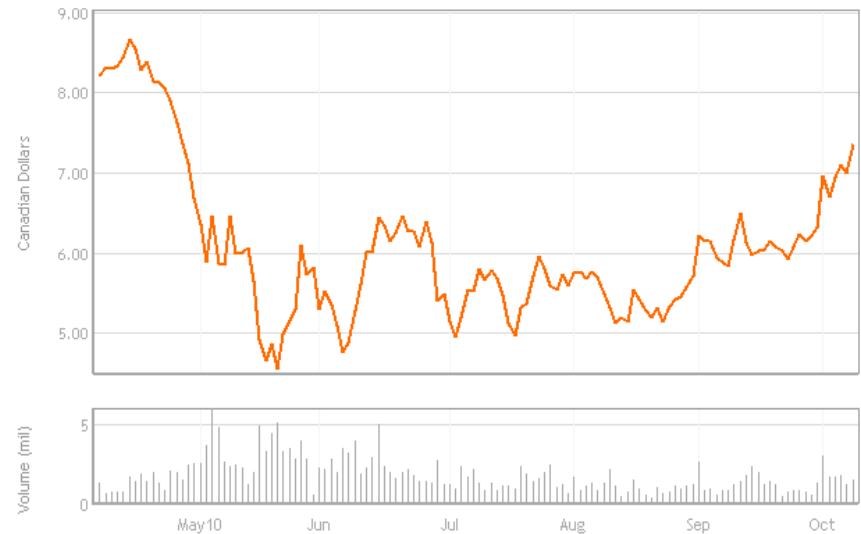


Overview

A metallurgical coal mining company established in July 2000 that holds over 22,000 hectares of coal leases with resources in excess of 235 million tonnes and processing capacity of over 3 million tonnes per year.

Stock symbol: GCE – TSX
Shares issued: 97.4 million
Fully Diluted: 98.6 million
52-week High/Low: \$8.75 - \$3.38*
Market cap: ≈ \$700 million*

* As at October 12, 2010





Investment Highlights

- GCC offers high degree of leverage to coking coal markets
- Strong global steel industry and tight supply environment for seaborne coking coal resulting in strong prices for metallurgical coal products
- Medium to longer term market fundamentals remain favorable as new supply is limited and challenging due to location, infrastructure, safety and cost issues
- Production growth from current levels of 1.7 million tonnes to 3.5 million tonnes by fiscal 2013
- Total Capital expenditures of \$225 million required over this period
- Strong cash position and minimal debt will allow GCC to pursue new opportunities





Factors Driving the Metallurgical Coal Market

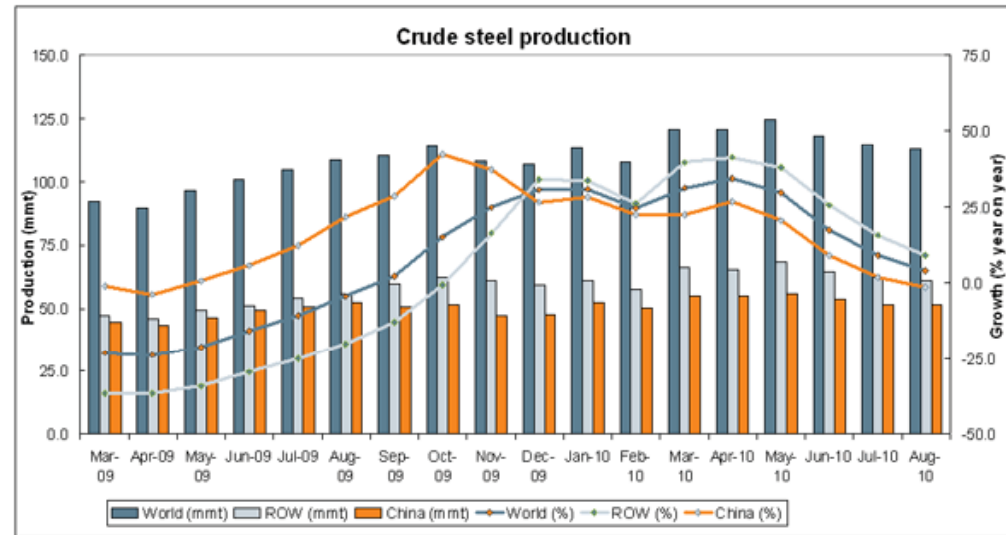
- Strong producer discipline in the recent economic downturn
 - Avoided oversupply and allowed the supply chain to run lean through low demand period
- Economic growth has reappeared
 - China and India continue growth and OECD countries returning to pre-crisis levels
 - China estimated to represent >50% of the steel market in 2010
- Chinese reliance on import coal is continuing
 - China imported 34 million tonnes of metallurgical and injection coal in 2009
 - China domestic supply constrained by safety, quality and environmental issues and rising costs
- Continued constraints on new supply from existing and emerging coalfields
 - Infrastructure constraints in traditional supply regions continue
 - Significant new coal production several years away (i.e. Mozambique – 2013)





Global Steel Market

- Global steel production has increased steadily since April 2009
- World crude steel production in March 2010 returned to pre-crisis levels
- World Steel Association forecasts apparent steel use increase of 10.7% to 1.24 billion tonnes in 2010



Source: World Steel Association

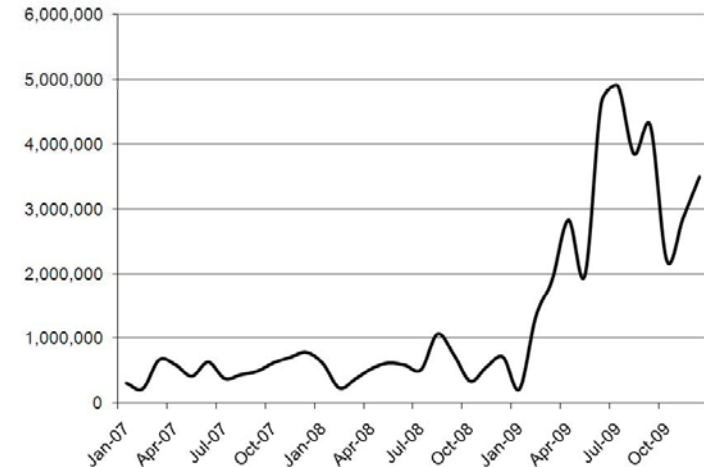




The Chinese Impact

- China imported 34 million tonnes of met coal (including PCI) in 2009 up from 7 million tonnes in 2008
- Increase in steel production and larger blast furnaces require higher quality coking coal
- Recent and ongoing construction of new steel plants on coast to facilitate access to imported raw materials supply
- China is no longer major exporter of coke as their steel industry consumes domestic supply – further impacting international met coal demand

China – Monthly Metallurgical coal imports since 2002



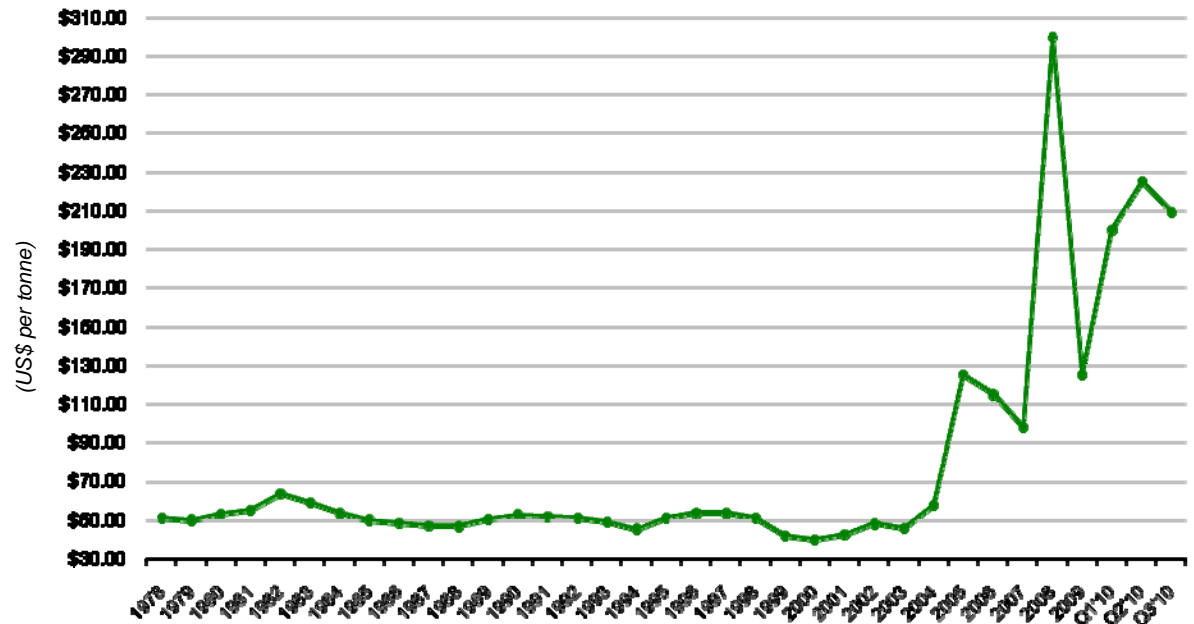
Source: McCloskey Coal Report





Benchmark Hard Coking Coal Price

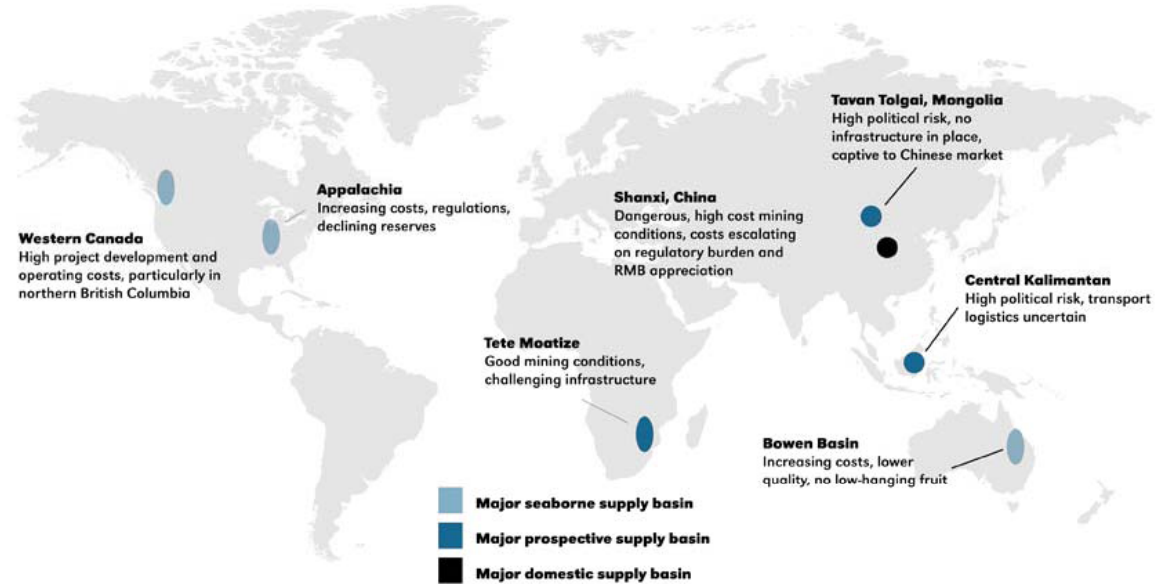
- Quarterly pricing has been introduced and accepted in 2010
- Market demand and supply remains tight for HCC
- Benchmark Price
 - Q-1 US \$200
 - Q-2 US \$225
 - Q-3 US \$209





Major Coking Coal Supply Regions

Increasing costs, infrastructure constraints and political uncertainty highlight obstacles in coking coal supply



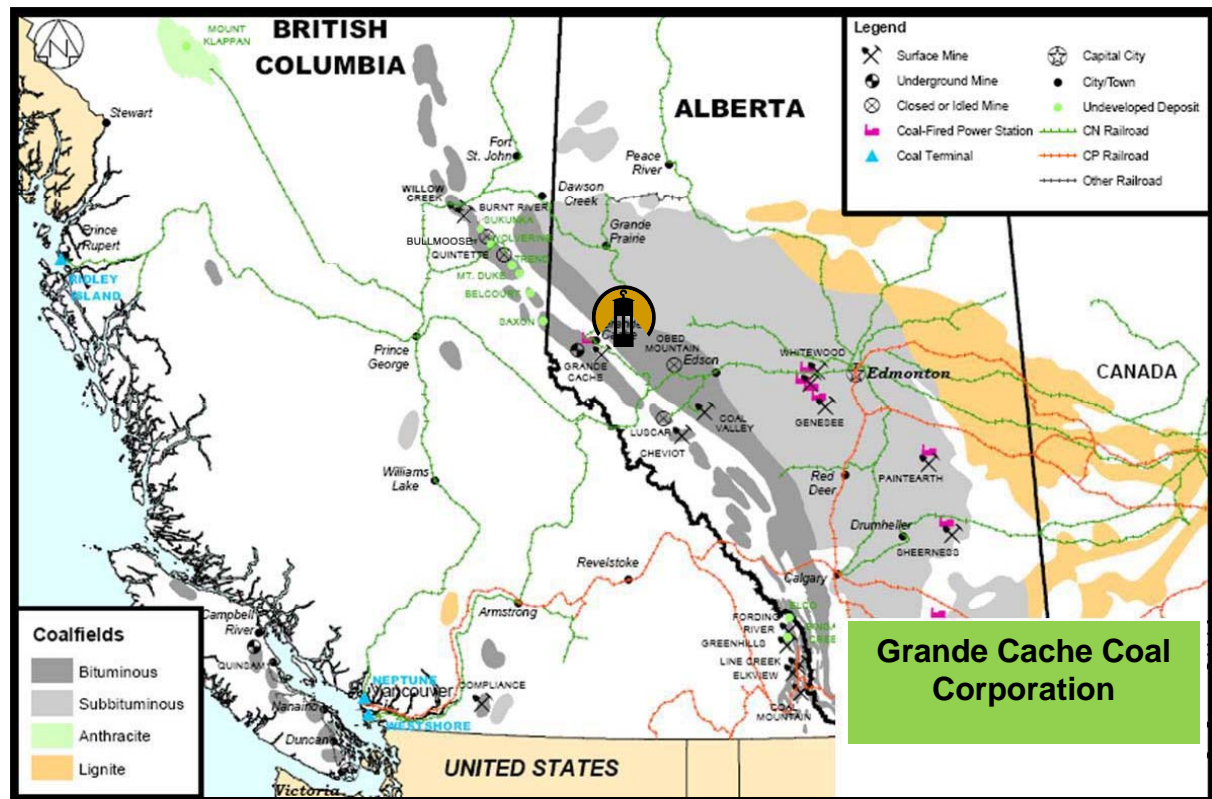
Source: IEA, ABARE Macquarie Capital (USA)





Coal Operations In Western Canada

- GCC located in west central Alberta in Rocky Mountains
- All product is railed via CN Rail
- Westbound coal shipped via Westshore Terminals in Vancouver, BC
- CN Rail can provide access to Ridley Terminals

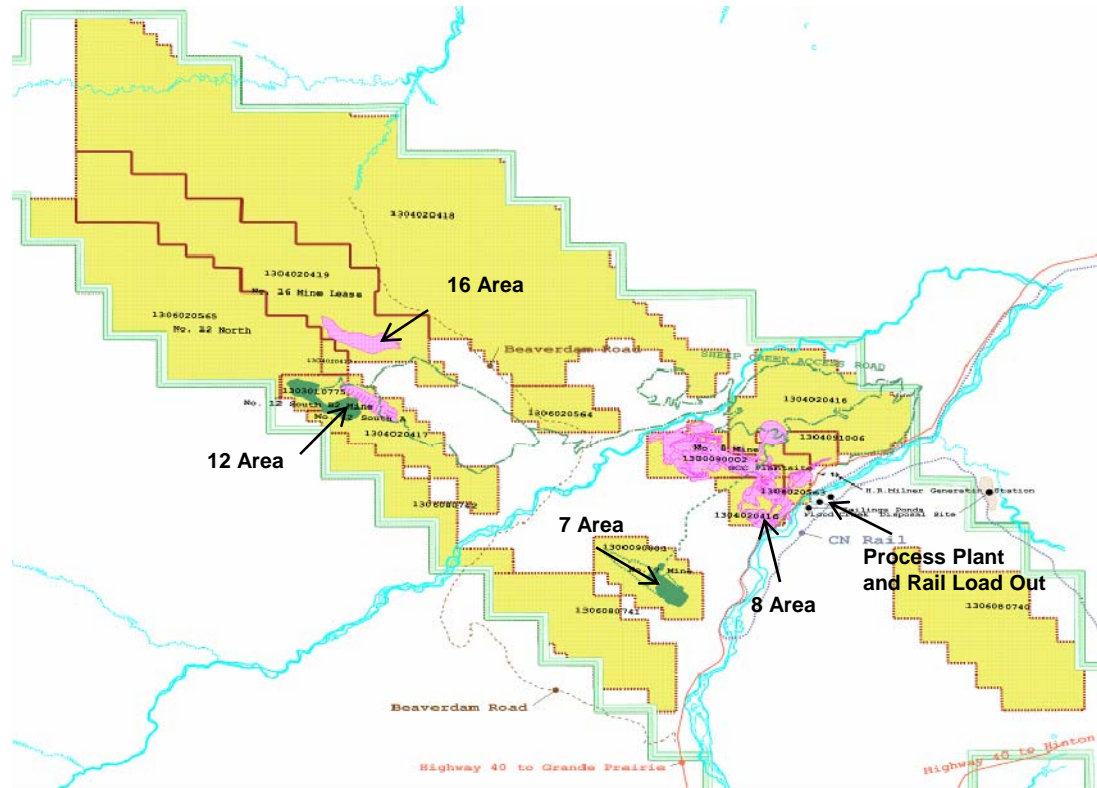


Grande Cache Coal Corporation



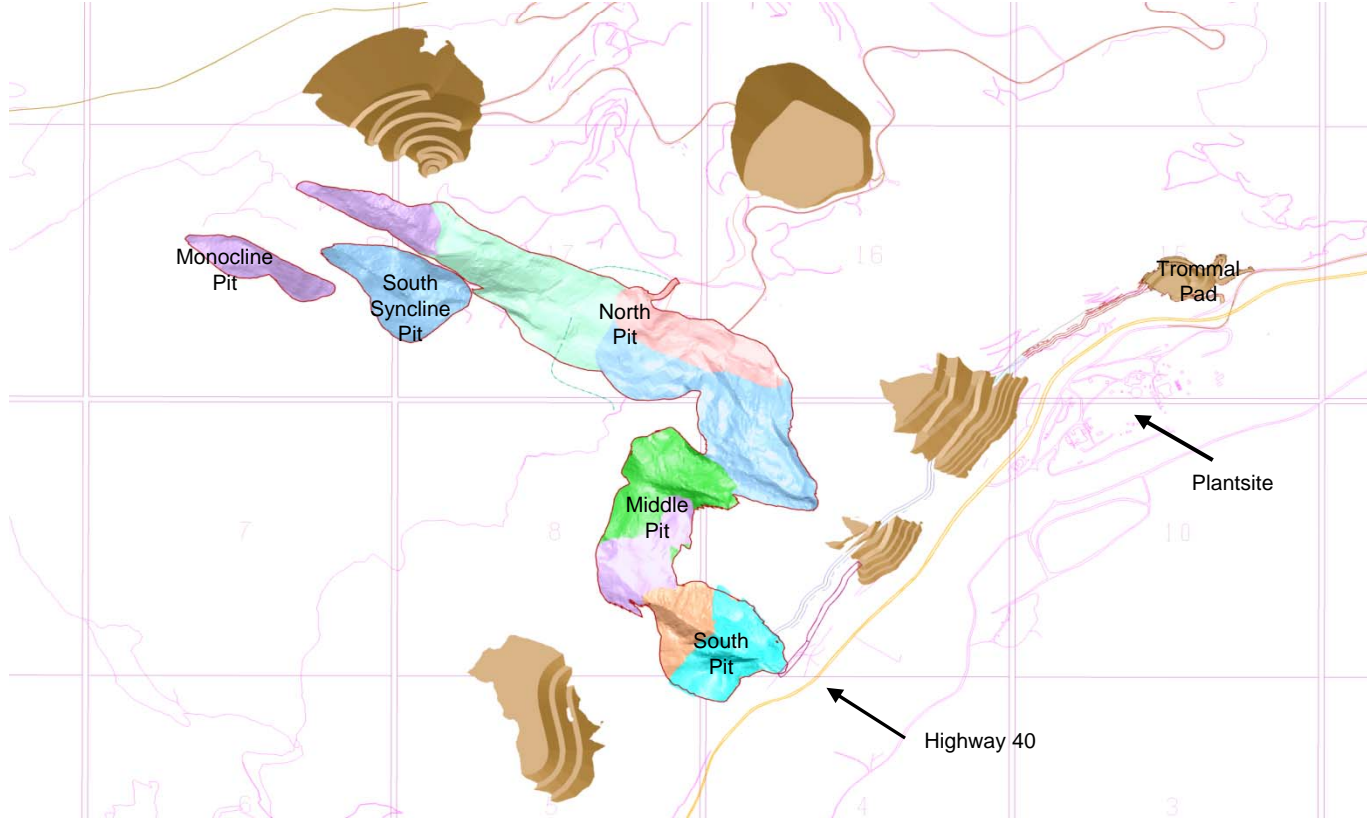
Mining Operations

- Operating both surface & underground mines
- Process facility has annual capacity of +3.0 million mt
- Historically over 3.5 million mt annually has been produced
- Provides direct employment for over 575 individuals on a full time basis





No. 8 Pit Operations



Grande Cache Coal Corporation



Reserves

| Proven & Probable Reserves | Status | Recoverable (ROM) | Saleable |
|----------------------------|----------------------------|-------------------|--------------|
| No. 7 Underground | Production | 1.85 | 1.36 |
| No. 12SB2 Surface | Ceased Operation June 2010 | 0.19 | 0.13 |
| No. 12SB2 Underground | Approval Pending | 8.60 | 6.78 |
| No. 8 Surface | Development/Production | 20.20 | 15.37 |
| No. 12SA | Approval Pending | 13.15 | 10.21 |
| No. 16 East | Application Pending | 29.31 | 21.34 |
| Total | | 73.30 | 55.19 |

The table summarizes GCC's proven and probable metallurgical coal reserves as evaluated in the independent technical report of AMEC Americas Ltd. Dated June 2010





Statistics

| | Actual Results | | | | Q1 FY 2011 | Q2 FY 2011 | Guidance 12 Months Ending 3-31-2011 |
|--|----------------|------------|------------|------------|------------------|------------------|--|
| | FY 2007 | FY 2008 | FY 2009 | FY 2010 | | | |
| (Fiscal Year April 1 – March 31) | | | | | | | |
| Clean coal production (million tonnes) | 0.99 | 1.42 | 1.31 | 1.74 | 0.37 | 0.33 | |
| Coal sales (million tonnes) | 1.00 | 1.65 | 1.06 | 1.77 | 0.45 | 0.44 | 1.7 – 1.9 |
| Average sales price (US\$/tonne) | 93 | 86 | 210 | 125 | 149 | | |
| Average sales price (CDN\$/tonne) | 101 | 89 | 234 | 132 | 152 | | |
| Average cost of sales (\$/tonne) | 93 | 86 | 119 | 100 | 112 | | 110 - 115 |
| Net income (\$ million) | (7.0) | (15.5) | 106.2 | 20.1 | 4.0 | | |
| Shares outstanding (million) | 50.8 | 73.4 | 96.1 | 97.0 | 97.1 | | |





Balance Sheet Summary

GCE has focused on maintaining a strong balance sheet, has minimal long term debt and \$72 million cash on hand at June 30, 2010

| Millions | March 31 2009 | March 31 2010 | June 30 2010 |
|-----------------------|------------------|------------------|-----------------|
| Current assets | 142.4 | 156.8 | 137.0 |
| Non-current assets | 116.8 | 180.9 | 219.4 |
| Current liabilities | 14.0 | 32.5 | 35.0 |
| Long term liabilities | 16.7 | 54.4 | 66.1 |
| Shareholder's equity | 228.4 | 250.8 | 255.3 |





Analyst Coverage

- The Company is currently followed by 9 analysts:
 - RBC Capital Markets – Robin Kozar
 - BMO Capital Markets – Meredith Bandy
 - CIBC World Markets – Alec Kodatsky
 - UBS Securities Inc. – Chris Lichtenheldt
 - Canaccord Capital – Gary Lampard
 - Cormark Securities Inc. – Cliff Hale-Sanders
 - Salman Partners – Mike Plaster
 - Paradigm Capital – David Davidson
 - Scotia Capital – Jackie Przybylowski





Directors & Management

DIRECTORS:

Robert G. Brawn, Chairman (1) (2)

Barry T. Davies

Donald J. Douglas (1) (2)

John R. Morgan

Nicholas G. Kirton (1) (2)

Robert H. Stan

(1) Member Of Audit Committee

(2) Member Of Compensation, Nominating and
Corporate Governance Committee

Legal Counsel:

Burnet, Duckworth & Palmer LLP

Auditors:

PricewaterhouseCoopers LLP

Transfer Agent & Registrar:

Computershare Trust Company of Canada

Stock Exchange Listing:

Toronto Stock Exchange

OFFICERS:

Robert H. Stan

President and Chief Executive Officer

Ian Bootle

Vice President, Finance and Chief Financial Officer

Lloyd E. Metz

Vice President, Operations and Development

Eugene Nagai

Vice President, Marketing and Transportation

Tom Pierce

Vice President, Business Development

Denis Doucet

General Manager, Grande Cache Operations

Kevin Wade

Controller

Rose Iavasile

Treasurer

Fred D. Davidson

Corporate Secretary



Grande Cache Coal Corporation



Contact us at:
investorinfo.@gccoal.com

Suite 1610, 800 – 5th Avenue SW
Calgary, Alberta, Canada
T2P 3T6
T: 403-543-7070 F: 403-543-7092



Grande Cache Coal Corporation